
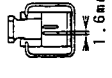



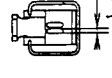
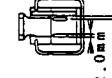






21. TABLE OF EXCHANGING GAUGE PARTS (1)(FOR LH-3528)

交換ゲージ部品一覧表 (1) (LH-3528用)

Needle gauge size 針 幅		Presser foot asm. 押 さ え (組)					Swivel guide Presser asm. ス イ ッ プ ル カ イ ト 押 さ え (組)	
Code コ-ト								
								inch
A	3/32	2.4	226-37557					
B	1/8	3.2	226-37656	400-35896		103-91852	226-27251	226-47051
C	5/32	4.0	226-37755	400-35897				
D	3/16	4.8	226-37854	226-40353	228-16557	103-92058	226-27350	226-47150
E	7/32	5.6		226-40452			226-27459	226-47259
F	1/4	6.4	226-38050	226-40551	228-16755	103-92256	226-27558	226-47358
G	9/32	7.1	226-38258	226-40759			226-27657	226-47457
H	5/16	7.9	226-38357	226-40858	228-16953		226-27756	226-47556
K	3/8	9.5	226-38456	226-40957	228-17050			
W	7/16	11.1		226-41054	400-33941			
L	1/2	12.7	226-38753	226-41252		103-92751		
M	5/8	15.9		226-41351				
N	3/4	19.1	226-38951	226-41450	400-33947	103-93056		
P	7/8	22.2	226-39157	226-41658		228-44450		
Q	1	25.4	226-39256	226-41757		228-44559		
R	1-1/8	28.6	226-39355	226-41856	400-33953			
S	1-1/4	31.8	226-39454	226-41955				
T	1-3/8	34.9		226-42052				
U	1-1/2	38.1		226-42151				
Stitch spec. 縫 仕 様	A		★					
	F					★	★(テ-フ* 付け)	
	S			★				
	G				★			
	下送り					★		

Needle gauge size 針 幅		Throat plate 針 板	Throat plate (with Taping) 針 板(テ-フ* 付)	Throat plate (Lower feed) 針 板(下送り)			
Code コ-ト							
					inch	mm	Part No.
A	3/32	2.4	226-25008				
B	1/8	3.2	226-25107	226-28002	228-45200		
C	5/32	4.0	226-25206				
D	3/16	4.8	226-25305	226-28200	228-45408		
E	7/32	5.6	226-25404	226-28309			
F	1/4	6.4	226-25503	226-28408	228-45606		
G	9/32	7.1	226-25602	226-28507			
H	5/16	7.9	226-25701	226-28606			
K	3/8	9.5	226-25800				
W	7/16	11.1	226-25909				
L	1/2	12.7	226-26006			228-46109	
M	5/8	15.9	226-26105				
N	3/4	19.1	226-26204			228-46307	
P	7/8	22.2	226-26303			228-46406	
Q	1	25.4	226-26402			228-46505	
R	1-1/8	28.6	226-26501				
S	1-1/4	31.8	226-26600				
T	1-3/8	34.9	226-26709				
U	1-1/2	38.1	226-26808				
Stitch spec. 縫 仕 様	A						
	F	Spec. common	Spec. common				
	S						
	G	仕 様 共 通	仕 様 共 通				
	下送り				★	★	

22. TABLE OF EXCHANGING GAUGE PARTS (2)(FOR LH-3528)

交換ゲージ部品一覧表 (2) (LH-3528用)

Needle gauge size 針 幅		Feed Dog 送り歯					
Code コード	inch/mm		(Option) (オプション)				(Option) (オプション)
	inch	mm	Part No.	Part No.	Part No.	Part No.	Part No.
A	3/32	2.4	400-33714				
B	1/8	3.2	400-33715	400-35883	400-33563		
C	5/32	4.0	400-33716			400-25784	
D	3/16	4.8	400-33718	400-35884	400-33564	400-25785	B1613-512-D0H 400-25801
E	7/32	5.6		400-35885	400-33565	400-25786	
F	1/4	6.4	400-33720	400-35886	400-33566	400-25787	B1613-512-F0H 400-25803
G	9/32	7.1	400-33722	400-35887	400-33567	400-25788	
H	5/16	7.9	400-33723	400-35888	400-33568	400-25789	B1613-512-H0H 400-25805
K	3/8	9.5	400-33724			400-25790	B1613-512-K0H 400-25806
W	7/16	11.1				400-25791	B1613-512-W0H 400-25807
L	1/2	12.7	400-33727			400-25792	
M	5/8	15.9				400-25793	
N	3/4	19.1	400-33729			400-25794	B1613-512-N0H 400-25810
P	7/8	22.2	400-33731			400-25795	
Q	1	25.4	400-33732			400-25796	
R	1-1/8	28.6	400-33733			400-25797	B1613-512-R0H 400-25813
S	1-1/4	31.8	400-33734			400-25798	
T	1-3/8	34.9				400-25799	
U	1-1/2	38.1				400-25800	
Stitch spec. 縫仕様	A		★				
	F			★	★		
	S					★	
	G						★
	下送り						

Needle gauge size 針 幅		Feed Dog (Lower feed) 送り歯(下送り)		Needle clamp asm. 針留組	Sliding plate asm.(Left) 滑り板(左)組	Sliding plate asm.(Right) 滑り板(右)組	Sliding plate asm. (Front) 滑り板(前)組		
Code コード	inch/mm		Part No.	Part No.	Part No.	Part No.	Part No.	Part No.	
A	3/32	2.4			400-35875				
B	1/8	3.2	232-05107		400-26027				
C	5/32	4.0			400-26029				
D	3/16	4.8	232-05305		400-26031				
E	7/32	5.6			400-26033				
F	1/4	6.4	232-05503		400-26035	226-01058	226-00555		
G	9/32	7.1			400-26037				
H	5/16	7.9			400-26039				
K	3/8	9.5			400-26041				
W	7/16	11.1			400-26043				
L	1/2	12.7		228-48105	400-26045			400-42874	232-06709
M	5/8	15.9			400-26047	226-01157	226-00654		
N	3/4	19.1		228-48303	400-26049				
P	7/8	22.2		228-48402	400-26051				
Q	1	25.4		228-48501	400-26053	226-01256	226-00753		
R	1-1/8	28.6			400-26055				
S	1-1/4	31.8			400-26057				
T	1-3/8	34.9			400-26059	226-01355	226-00852		
U	1-1/2	38.1			400-26061				
Stitch spec. 縫仕様	A				Spec. common	Spec. common	Spec. common	Spec. common	★(テ-フ 付付)
	F								
	S								
	G								
	下送り			★	★				

23. TABLE OF EXCHANGING GAUGE PARTS (FOR LH-3528-7)



交換ゲージ部品一覧表 (LH-3528-7用)


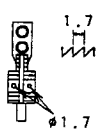
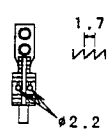
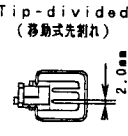
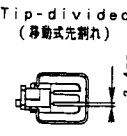
Code コード	Needle gauge size 針 幅		Throat plate 針 板	Needle clamp asm. 針 留 組	Feed dog 送 り 歯		
	inch	mm	Part No.	Part No.	Part No.	Part No.	Part No.
B	1/8	3.2	400-35881	400-26027	400-35890		
C	5/32	4.0	400-25485	400-26029	400-25817		
D	3/16	4.8	400-25490	400-26031	400-25818	400-35891	400-25831
E	7/32	5.6	400-25491	400-26033	400-25819		
F	1/4	6.4	400-25492	400-26035	400-26715	400-35892	400-25833
G	9/32	7.1	400-25493	400-26037	400-25820		
H	5/16	7.9	400-25494	400-26039	400-25821		
K	3/8	9.5	400-25495	400-26041	400-25822		
W	7/16	11.1					
L	1/2	12.7	400-25498	400-26045	400-25824	400-35894	51 400-25838
M	5/8	15.9	400-25499	400-26047	400-25825		
N	3/4	19.1	400-25500	400-26049	400-25826		
P	7/8	22.2	400-25502	400-26051	400-25827		
Q	1	25.4	400-25503	400-26053	400-25828		
R	1-1/8	28.6	400-25504	400-26055	400-25829		
S	1-1/4	31.8	400-25505	400-26057	400-25830		
Stitch spec. 縫 仕 様	S		Spec. common 仕 様 共 通	Spec. common 仕 様 共 通	★		
	G					★	★


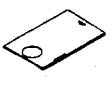


Code コード	Needle gauge size 針 幅		Presser foot asm. 押 さ え (組)		Sliding plate asm. (Left) 滑 り 板 (左) 組	Sliding plate asm. (Right) 滑 り 板 (右) 組	Sliding plate asm. (Front) 滑 り 板 (前) 組
	inch	mm	Part No.	Part No.	Part No.	Part No.	Part No.
B	1/8	3.2	400-35896				
C	5/32	4.0	400-35897				
D	3/16	4.8	226-40353	228-16557			
E	7/32	5.6	226-40452				
F	1/4	6.4	226-40551	228-16755	400-25247	400-25235	
G	9/32	7.1	226-40759				
H	5/16	7.9	226-40858				
K	3/8	9.5	226-40957				
W	7/16	11.1					400-42880
L	1/2	12.7	226-41252	228-17159			
M	5/8	15.9	226-41351		400-25248	400-25236	
N	3/4	19.1	226-41450				
P	7/8	22.2	226-41658				
Q	1	25.4	226-41757		400-25249	400-25239	
R	1-1/8	28.6	226-41856				
S	1-1/4	31.8	226-41955		400-25250	400-25240	
Stitch spec. 縫 仕 様	S		★		Spec. common 仕 様 共 通	Spec. common 仕 様 共 通	Spec. common 仕 様 共 通
	G			★			

24. TABLE OF EXCHANGING GAUGE PARTS (FOR LH-3568)

交換ゲージ部品一覧表 (LH-3568用)







Needle gauge size 針 幅		Throat plate 針 板		Needle clamp asm. (for DP5) 針 留 組 (DP5用)		Needle clamp asm. (for DP17) 針 留 組 (DP17用)	
Code コード				Needle clamp asm. (Left) 針 留 (左) 組	Needle clamp asm. (Right) 針 留 (右) 組	Needle clamp asm. (Left) 針 留 (左) 組	Needle clamp asm. (Right) 針 留 (右) 組
	inch	mm		Part No.	Part No.	Part No.	Part No.
B	1/8	3.2	226-25107	400-35761	400-35771	400-35877	400-35878
C	5/32	4.0	226-25206	400-35762	400-35772	400-26063	400-26084
D	3/16	4.8	226-25305	400-35763	400-35773	400-26065	400-26086
E	7/32	5.6	226-25404	400-35764	400-35774	400-26067	400-26088
F	1/4	6.4	226-25503	400-29561	400-29562	400-26069	400-26090
G	9/32	7.1	226-25602	400-35765	400-35775	400-26070	400-26091
H	5/16	7.9	226-25701	400-35766	400-35776	400-26072	400-26093
K	3/8	9.5	226-25800	400-35767	400-35777	400-26074	400-26095
L	1/2	12.7	226-26006	400-35768	400-35778	400-26076	400-26097
M	5/8	15.9	226-26105	400-35769	400-35779	400-26078	400-26099
N	3/4	19.1	226-26204	400-35770	400-35780	400-26080	400-26101
Stitch spec. 縫 仕 様	S	G	Spec. common 仕 様 共 通	Spec. common 仕 様 共 通	Spec. common 仕 様 共 通	Spec. common 仕 様 共 通	Spec. common 仕 様 共 通







Needle gauge size 針 幅		Feed Dog 送 り 歯			Presser foot asm. 押 さ え (組)	
Code コード						
	inch	mm	Part No.	Part No.	Part No.	Part No.
B	1/8	3.2	400-33563		400-35896	
C	5/32	4.0	400-25784		400-35897	
D	3/16	4.8	400-25785	B1613-512-DOH	400-25801	226-40353
E	7/32	5.6	400-25786			226-40452
F	1/4	6.4	400-25787	B1613-512-FQH	400-25803	226-40551
G	9/32	7.1	400-25788			226-40759
H	5/16	7.9	400-25789			226-40858
K	3/8	9.5	400-25790	B1613-512-KOH	400-25806	226-40957
L	1/2	12.7	400-25792			226-41252
M	5/8	15.9	400-25793			226-41351
N	3/4	19.1		B1613-512-NOH	400-25810	
Stitch spec. 縫 仕 様	S	G	★	★	★	★





Needle gauge size 針 幅		Sliding plate asm. (Left) 滑 り 板 (左) 組	Sliding plate asm. (Right) 滑 り 板 (右) 組	Sliding plate asm. (Front) 滑 り 板 (前) 組	
Code コード					
	inch	mm	Part No.	Part No.	Part No.
B	1/8	3.2			
C	5/32	4.0			
D	3/16	4.8			
E	7/32	5.6			
F	1/4	6.4			
G	9/32	7.1	226-01058	226-00555	400-42874
H	5/16	7.9			
K	3/8	9.5			
L	1/2	12.7			
M	5/8	15.9	226-01157	226-00654	
N	3/4	19.1			
Stitch spec. 縫 仕 様	S	G	Spec. common 仕 様 共 通	Spec. common 仕 様 共 通	Spec. common 仕 様 共 通

25. TABLE OF EXCHANGING GAUGE PARTS (FOR LH-3568-7)

交換ゲージ部品一覧表 (LH-3568-7用)




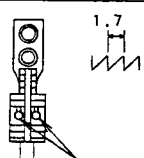
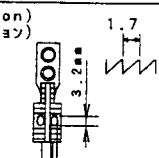
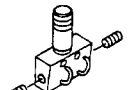
Needle gauge size 針 幅		Throat plate 針 板	Needle clamp asm. (for DP5) 針 留 組 (DP5用)		Needle clamp asm. (for DP17) 針 留 組 (DP17用)		
Code コード			Needle clamp asm. (Left) 針 留 (左) 組	Needle clamp asm. (Right) 針 留 (右) 組	Needle clamp asm. (Left) 針 留 (左) 組	Needle clamp asm. (Right) 針 留 (右) 組	
							
		Part No.	Part No.	Part No.	Part No.	Part No.	
B	1/8	3.2	400-35881	400-35761	400-35771	400-35877	400-35878
C	5/32	4.0	400-25485	400-35762	400-35772	400-26063	400-26084
D	3/16	4.8	400-25490	400-35763	400-35773	400-26065	400-26086
E	7/32	5.6	400-25491	400-35764	400-35774	400-26067	400-26088
F	1/4	6.4	400-25492	400-29561	400-29562	400-26069	400-26090
G	9/32	7.1	400-25493	400-35765	400-35775	400-26070	400-26091
H	5/16	7.9	400-25494	400-35766	400-35776	400-26072	400-26093
K	3/8	9.5	400-25495	400-35767	400-35777	400-26074	400-26095
L	1/2	12.7	400-25498	400-35768	400-35778	400-26076	400-26097
M	5/8	15.9	400-25499	400-35769	400-35779	400-26078	400-26099
N	3/4	19.1	400-25500	400-35770	400-35780	400-26080	400-26101
P	7/8	22.2	400-25502				
Q	1	25.4	400-25503				
R	1-1/8	28.6	400-25504				
S	1-1/4	31.8	400-25505				
Stitch spec.	S	Spec. common	Spec. common	Spec. common	Spec. common	Spec. common	Spec. common
縫 仕 様	G	仕 様 共 通	仕 様 共 通	仕 様 共 通	仕 様 共 通	仕 様 共 通	仕 様 共 通


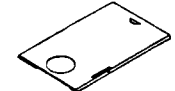


Needle gauge size 針 幅		Feed dog 送り 歯			Presser foot asm. 押 さ え (組)	
Code コード						
		inch	mm	mm	Part No.	Part No.
B	1/8	3.2	400-35890		400-35896	
C	5/32	4.0	400-25817		400-35897	
D	3/16	4.8	400-25818	400-35891	400-25831	226-40353
E	7/32	5.6	400-25819		226-40452	228-16557
F	1/4	6.4	400-26715	400-35892	400-25833	226-40551
G	9/32	7.1	400-25820		226-40759	228-16755
H	5/16	7.9	400-25821		226-40858	
K	3/8	9.5	400-25822	400-35893	400-25836	226-40957
L	1/2	12.7	400-25824		226-41252	228-17050
M	5/8	15.9	400-25825		226-41351	
N	3/4	19.1		400-35895	400-25840	400-33947
P	7/8	22.2				
Q	1	25.4				
R	1-1/8	28.6				
S	1-1/4	31.8				
Stitch spec.	S	★	★	★	★	★
縫 仕 様	G					

Needle gauge size 針 幅		Sliding plate asm. (Left) 滑 り 板 (左) 組	Sliding plate asm. (Right) 滑 り 板 (右) 組	Sliding plate asm. (Front) 滑 り 板 (前) 組	
Code コード					
		inch	mm	Part No.	Part No.
B	1/8	3.2			
C	5/32	4.0			
D	3/16	4.8			
E	7/32	5.6			
F	1/4	6.4	400-25247	400-25235	
G	9/32	7.1			400-42880
H	5/16	7.9			
K	3/8	9.5			
L	1/2	12.7			
M	5/8	15.9	400-25248	400-25236	
N	3/4	19.1			
Q	1	25.4	400-25249	400-25239	
Stitch spec.	S	Spec. common	Spec. common	Spec. common	
縫 仕 様	G	仕 様 共 通	仕 様 共 通	仕 様 共 通	

26. TABLE OF EXCHANGING GAUGE PARTS (FOR LH-3578)

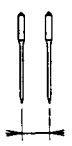
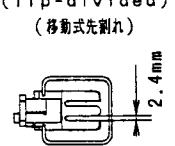
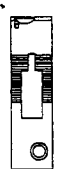
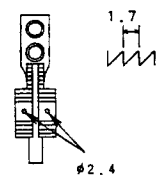
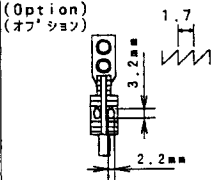
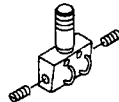
交換ゲージ部品一覧表 (LH-3578用)


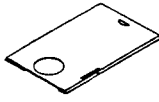

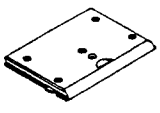
Needle gauge size 針 幅		Presser foot asm. 押 さ え (組)	Throat plate 針 板	Feed dog 送 り 歯		Needle clamp asm. 針 留 組	
Code コ-ト		(Tip-divided)* (移動式先割れ) 			(Option) (オプション) 		
	inch	mm	Part No.	Part No.	Part No.	Part No.	
D	3/16	4.8	228-16557	226-25305	B1613-512-00H	400-25801	400-26031
F	1/4	6.4	228-16755	226-25503	B1613-512-F0H	400-25803	400-26035
H	5/16	7.9	228-16953	226-25701	B1613-512-H0H	400-25805	400-26039
K	3/8	9.5	228-17050	226-25800	B1613-512-K0H	400-25806	400-26041
U	1-1/2	38.5	400-33959	226-26808	B1613-512-U0H	400-25816	400-26061
Stitch spec. 縫 仕 様		Type G G 仕 様					

Needle gauge size 針 幅		Sliding plate asm. (Left) 滑り板(左)組	Sliding plate asm. (Right) 滑り板(右)組	Sliding plate asm. (Front) 滑り板(前)組	
Code コ-ト					
	inch	mm	Part No.	Part No.	
D	3/16	4.8	226-01058	226-00555	
F	1/4	6.4			
H	5/16	7.9			
K	3/8	9.5			
U	1-1/2	38.5	226-01355	226-00852	400-42874
Stitch spec. 縫 仕 様		Type G G 仕 様			

27. TABLE OF EXCHANGING GAUGE PARTS (FOR LH-3578-7)







交換ゲージ部品一覧表 (LH-3578-7用)


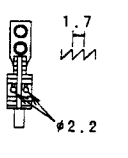
Code コード	Needle gauge size 針 幅		Presser foot asm. 押 さ え (組)	Throat plate 針 板	Feed dog 送 り 歯		Needle clamp asm. 針 留 組					
	inch	mm	Part No.	Part No.	Part No.	Part No.	Part No.					
D F H K		 (Tip-divided) (移動式先割れ)		 1.7 φ2.4	 (Option) (オプション) 1.7 3.2mm 2.2mm							
							4.8	228-16557	400-25490	400-35891	400-25831	400-26031
							6.4	228-16755	400-25492	400-35892	400-25833	400-26035
							7.9	228-16953	400-25494	400-50011	400-25835	400-26039
							9.5	228-17050	400-25495	400-35893	400-25836	400-26041
Stitch spec. 縫 仕 様			Type G G 仕 様									




Code コード	Needle gauge size 針 幅		Sliding plate asm. (Left) 滑 り 板 (左) 組	Sliding plate asm. (Right) 滑 り 板 (右) 組	Sliding plate asm. (Front) 滑 り 板 (前) 組			
	inch	mm	Part No.	Part No.	Part No.			
D F H K								
					4.8	400-25247	400-25235	400-42880
					6.4			
					7.9			
Stitch spec. 縫 仕 様			Type G G 仕 様					

28. TABLE OF EXCHANGING GAUGE PARTS (FOR LH-3588)

交換ゲージ部品一覧表 (LH-3588用)







Needle gauge size 針幅		Throat plate 針板	Needle clamp asm. (for DP5) 針留組(DP5用)		Needle clamp asm. (for DP17) 針留組(DP17用)		
Code コード				Needle clamp asm. (Left) 針留(左)組 	Needle clamp asm. (Right) 針留(右)組 	Needle clamp asm. (Left) 針留(左)組 	Needle clamp asm. (Right) 針留(右)組 
	inch	mm	Part No.	Part No.	Part No.	Part No. (Option) (オプション)	Part No. (Option) (オプション)
D	3/16	4.8	226-25305	400-35763	400-35773	400-26065	400-26086
E	7/32	5.6	226-25404	400-35764	400-35774	400-26067	400-26088
F	1/4	6.4	226-25503	400-29561	400-29562	400-26069	400-26090
H	5/16	7.9	226-25701	400-35766	400-35776	400-26072	400-26093
K	3/8	9.5	226-25800	400-35767	400-35777	400-26074	400-26095
Stitch spec. 縫仕様			Type G G仕様				


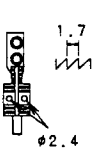
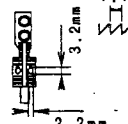
Needle gauge size 針幅		Feed dog 送り歯	Presser foot asm. 押さえ(組)
Code コード			
	inch	mm	Part No.
D	3/16	4.8	B1613-512-00H
E	7/32	5.6	B1613-512-E0H
F	1/4	6.4	B1613-512-F0H
H	5/16	7.9	B1613-512-H0H
K	3/8	9.5	B1613-512-K0H
Stitch spec. 縫仕様			Type G G仕様


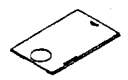


Needle gauge size 針幅		Sliding plate asm. (Left) 滑り板(左)組	Sliding plate asm. (Right) 滑り板(右)組	Sliding plate asm. (Front) 滑り板(前)組
Code コード				
	inch	mm	Part No.	Part No.
D	3/16	4.8	226-01058	226-00555
E	7/32	5.6		
F	1/4	6.4		
H	5/16	7.9		
K	3/8	9.5		
Stitch spec. 縫仕様			Type G G仕様	

29. TABLE OF EXCHANGING GAUGE PARTS (FOR LH-3588-7)

交換ゲージ部品一覧表 (LH-3588-7用)

Needle gauge size 針 幅		Throat plate 針 板	Needle clamp asm. (for DP5) 針 留 組 (DP5用)		Needle clamp asm. (for DP17) 針 留 組 (DP17用)	
Code コード			Needle clamp asm. (Left) 針 留 (左) 組	Needle clamp asm. (Right) 針 留 (右) 組	Needle clamp asm. (Left) 針 留 (左) 組	Needle clamp asm. (Right) 針 留 (右) 組
						
		Part No.	Part No.	Part No.	Part No.	Part No.
D	3/16 4.8	400-25490	400-35763	400-35773	400-26065	400-26086
E	7/32 5.6	400-25491	400-35764	400-35774	400-26067	400-26088
F	1/4 6.4	400-25492	400-29561	400-29562	400-26069	400-26090
H	5/16 7.9	400-25494	400-35766	400-35776	400-26072	400-26093
K	3/8 9.5	400-25495	400-35767	400-35777	400-26074	400-26095
Stitch spec. 縫 仕 様		Type G G 仕 様				

Needle gauge size 針 幅		Feed dog 送り 歯	Presser foot asm. 押 さ え (組)
Code コード			(Option) (オプション)
			(Tip-divided) (巻 動 式 先 割 り)
		Part No.	Part No.
D	3/16 4.8	400-35891	228-16557
E	7/32 5.6	400-50009	228-16656
F	1/4 6.4	400-35892	228-16755
H	5/16 7.9	400-50011	228-16953
K	3/8 9.5	400-35893	228-17050
Stitch spec. 縫 仕 様		Type G G 仕 様	

Needle gauge size 針 幅		Sliding plate asm. (Left) 滑 り 板 (左) 組	Sliding plate asm. (Right) 滑 り 板 (右) 組	Sliding plate asm. (Front) 滑 り 板 (前) 組
Code コード				
		Part No.	Part No.	Part No.
D	3/16 4.8	400-25247	400-25235	400-42880
E	7/32 5.6			
F	1/4 6.4			
H	5/16 7.9			
K	3/8 9.5			
Stitch spec. 縫 仕 様		Type G G 仕 様		